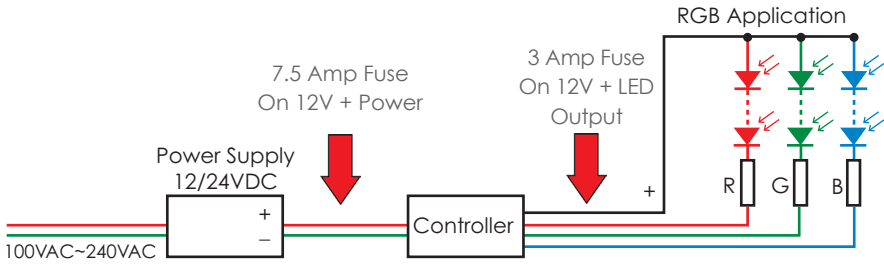


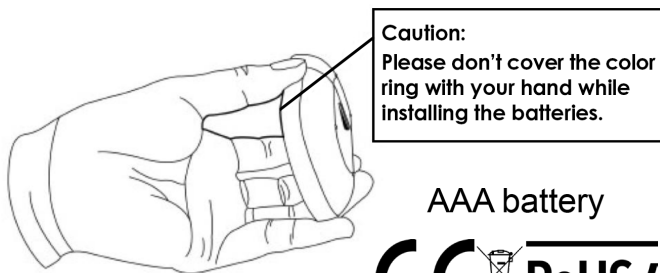
Circuit diagram

Connections: R (red), G (green), B (blue) and BL (Black) +12VDC



Technical data:

- The controller will keep the last mode in memory by power switch ON/OFF
- Operating temperature: -20°C to + 45°C
- Working voltage: 12/24VDC
- Output: 2 channels (RGB)
- Control variant: common anode
- Sound control: >60 dB
- Output current: max. 12A
- Wireless frequency: 433.92MHz
- Receiving range: 65' - 98' (20-30m)
- Maximum output power (for 12V input): 144W
- Maximum output power (for 24V input): 288W
- RF remote control
- For control of RGB LED RGB strips with 12/24VDC operating voltage



AAA battery



WET SOUNDS INC.
www.wetsounds.com
877-938-7757



10621 S Sam Houston Pkwy W • Suite 100
Houston, Texas 77071 USA

© 2021 Wet Sounds, Inc. All Rights Reserved. WET SOUNDS and associated logos where applicable are registered trademarks of Wet Sounds Corporation in the United States and/or other countries. All other trademarks are the property of their respective owners.

w e t s o u n d s

RF-RGB-MC V2

RF RGB Music Controller Owner's Manual



High Performance Audio

RF RGB MUSIC CONTROLLER

The Wet Sounds™ RF RGB Music Controller is a multi-function RGB LED Music Controller. It utilizes the most advanced pulse-width modulation (PWM) remote control technology. The RF-RGB-MC V2 controls full color LED lighting with four lines, three circuits (common anode), with more than 640,000 combination colors. It has 6 multi-light changing modes and 5 music sensitive modes for your choice in environmental scenes! The 433Mhz Wide Range RF wireless remote control technology features low power consumption, long distance transmission, and anti-interference circuitry. The sleek and stylish remote has a simple functionality design for ease of color control, brightness, dimming, and music scenes. The capacitive touch screen design not only makes the remote easy to use, but is very cool too!

 **Safety matters! Please follow all 12V installation guidelines for safe use on your vehicle.**


1. Do not install the product in areas with a strong magnetic field or high SPL sound pressure.
2. Make sure your connections are correct and the controller plus each LED run is individually fused to protect from a short circuit.
3. Please install the controller in an area with good ventilation to ensure proper heat dissipation.
4. Please ensure that the RF-RGB-MC V2 has a fused 12V power input.
5. Please connect all RGB strips to the unit before connecting to 12V power.
6. Wire the Wet Sounds RF-RGB-MC V2 to a master switch to shut off power when put into storage or the vehicle is not in use.
7. Please contact Wet Sounds (877-938-7757) for any questions concerning your Wet Sounds RF-RGB-MC V2.

Maintenance

Inspect the wiring and RF-RGB-MC V2 connectivity before each outing. If you determine that the wiring or unit is damaged then disconnect until the wiring or unit is repaired. If you determine that the RGB strip is damaged then power down the RF-RGB-MC V2 until the RGB strip is replaced.



| Button | Function |
|--------|--|
| 1 | Power ON/ pressing for 3 seconds to switch to white lighting |
| 2 | Power OFF |
| 3 | Select the color (capacitive touch) |
| 4 | Increase/decrease the brightness of the light in single color mode / Multicolor changing mode / Music control mode |
| 5 | Increase/decrease the speed of the light in multicolor changing mode |
| 6 | Multicolor changing mode switch |
| 7 | Music mode switch |




Multicolor Changing Mode

| | |
|--------|---|
| Mode 1 | Static Mode (including seven colors) |
| Mode 2 | Seven Color Blink |
| Mode 3 | RGB Gradual |
| Mode 4 | Seven Colors Gradual |
| Mode 5 | Single Color Blink Function (Red/Green/Blue/Yellow/Purple/Cyan/White) |
| Mode 6 | Different Mixed Color (Red+Green/Red+Blue/Green+Blue) |

The RGB controller has internal sensors that will respond to vibration and sound. For some applications audio signal from a source unit will need to be ran to the 3.5mm input jack. The dial on the device is to fine turn the music response feature.

Important Operational Instructions



Music Control Mode

| | |
|--------|---|
| Mode 1 | Seven single color music mode (Red/Green/Blue/Purple/Orange/Cyan/White) |
| Mode 2 | Seven single colors blink |
| Mode 3 | Seven single colors Gradual |
| Mode 4 | Red Hopping/Green Hopping/Blue Hopping |
| Mode 5 | Different mixed color (Red+Green/Red+Blue/Green+Blue) |

MEMORY FUNCTION: The controller will keep the last mode in memory by power switch ON/OFF.