

Limited Warranty

What This Warranty Covers
This is a "limited" warranty. This warranty covers any defects in materials and workmanship and the warranty only applies to the original purchaser and is not transferable. This warranty is only valid if the original purchase was made from an authorized Wet Sounds dealer.

How Long Coverage Lasts

This warranty runs for 2 years from the date of the purchase.

What is Not Covered

This warranty does not cover fading or discoloration caused by exposure to sunlight or chemicals such as ammonia, household bleach, or any cleaning material that contains abrasive substances. For information on how to prevent fading or discoloration, consult recommendations on cleaning products. Wet Sounds, Inc. does not cover the cost for removal and reinstallation of any kind. Additionally, shipping to Wet Sounds, Inc. is covered by the purchaser. This warranty is void and inapplicable if Wet Sounds deems that the product was abused or misused, including but not limited to Speaker product that has been improperly-powered (under or over powered), causing thermal (burnt voice coil) and/or mechanical failure (from surrounds or spiders), damage caused by accident, mishandling, improper installation, negligence, normal wear and tear, excessive water or heat damage, freight damage or products that have been altered in any way. (The warranty is not transferable and will neither apply to products purchased from unauthorized dealers nor product owned by anyone other than the original purchaser from an authorized Wet Sounds dealer.) Wet Sounds is not responsible for any damages to a consumer's boat or person from a product failure. The warranty is void if Wet Sounds deems the product was installed or used improperly. Wet Sounds shall not be responsible for any incidental or consequential damages, except to the extent provided (or prohibited) by applicable law.

What Wet Sounds, Inc. Will Do

Wet Sounds, Inc. will repair any part of your product that proves to be defective in materials or workmanship. In the event repair is not possible, Wet Sounds, Inc. will replace the product in question. If it is deemed necessary, Wet Sounds, Inc. will either replace the entire product with a refurbished unit or it will be replaced with a model that is similar in price if that model is no longer available. Labor cost and materials needed to complete this service will be at no charge to the purchaser. Additionally, the cost of shipping to the consumer is also covered under this warranty.

How to Obtain Warranty Service

Contact Wet Sounds, Inc. either by phone at 877-938-7757 or by email at warranty@wetsounds.com. A service representative will assist you in the necessary actions to verify that the problem that you are experiencing is covered under warranty, if it is in fact a warranty issue. Wet Sounds will issue an R# number for tracking purposes and give instructions on sending the product in for evaluation.

How State Law Applies

This warranty gives you specific legal rights, and you may also have other rights which vary from state to state.

Internet Warning

Wet Sounds, Inc. products sold on any unauthorized website or internet auction site are void of any and all manufacturer's warranty. Please contact Wet Sounds at 877-938-7757 or visit our website at www.wetsounds.com to search for an authorized site and/or an authorized retailer near you.

Caution & Respect

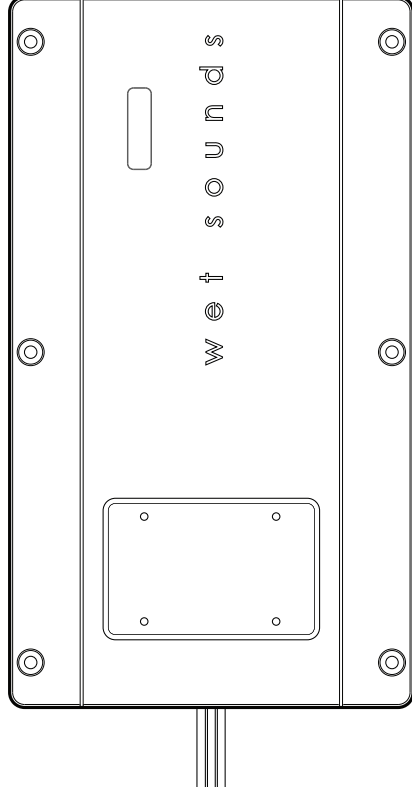
Wet Sounds speakers can achieve very high sound pressure levels. Please use this product responsibly. Be aware that sound travels great distances across water so please respect other boaters especially while loading/unloading at the ramp or dock. Wet Sounds, Inc. is not responsible for any violations of the law that may be a direct result of excessive volume. Please abide by the rules but have fun doing it.

© 2022 Wet Sounds, Inc. All Rights Reserved. WET SOUNDS and associated logos where applicable are registered trademarks of Wet Sounds Corporation in the United States and/or other countries. All other trademarks are the property of their respective owners.

AR-AMP 2CH
Audio Roof 2 Channel Amplifier



Installation Guide



Install prep for the AR-AMP 2CH



Take a few minutes to review the AR-AMP 2CH installation guide

The AR-AMP 2CH is designed as a quick plug and play installation. To ensure proper installation and your safety, please follow the tips mentioned below and the installation instructions provided.

Installation prep:

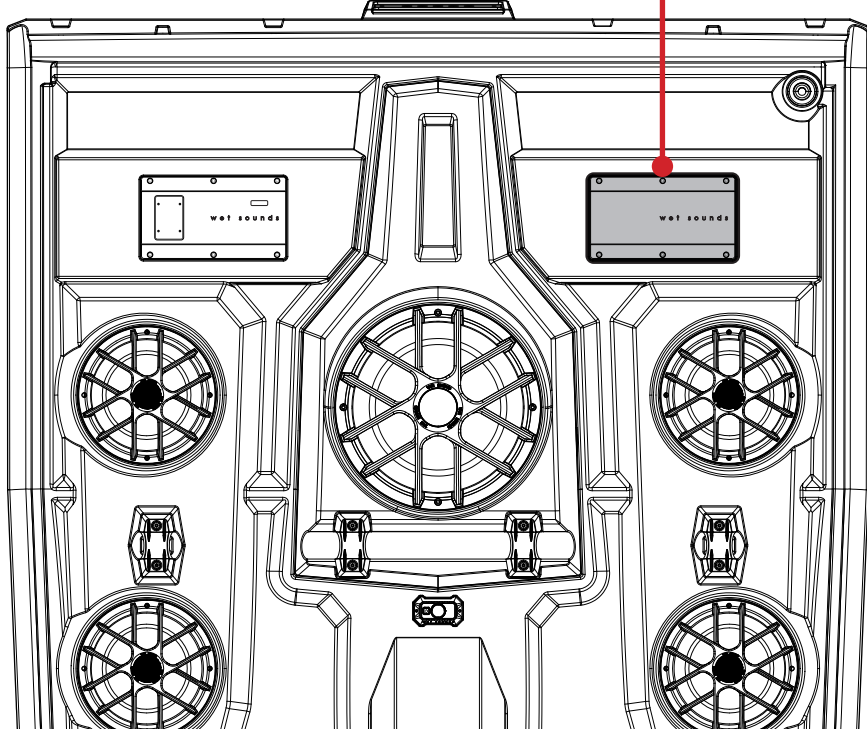
- Make sure the vehicle is parked and secured in place.
- Disconnect the battery before working on the vehicle.
- Keep a container near by to hold hardware during the installation process

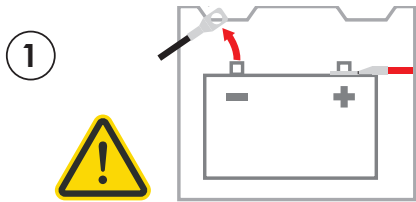
Tool needed on hand:



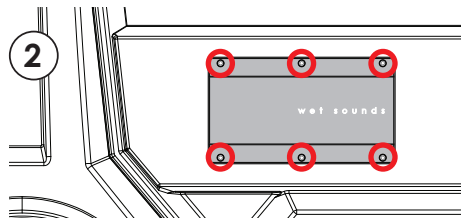
H4 (4mm) Allen

Note: Additional tools may be needed for wiring.

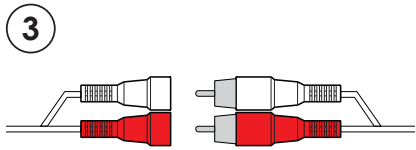




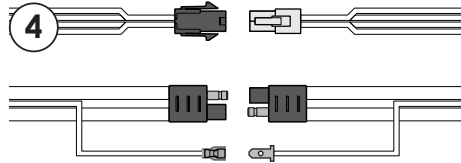
1 We recommend disconnecting the battery before starting the installation.



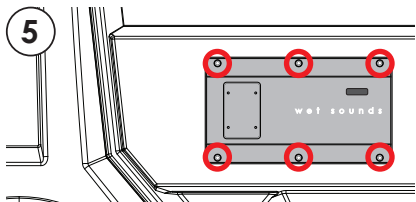
2 Remove the (6) H4 Allen screws. Save all hardware for the AR-AMP 2CH installation.



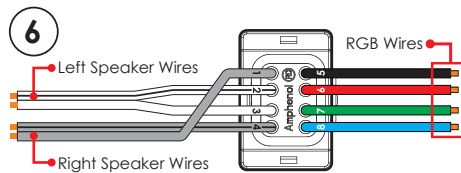
3 Connect the Input RCA cables to the matching Input RCAs from the Audio Roof. All RCA cables are labeled.



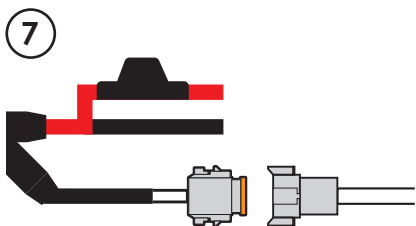
4 Connect the speaker output harness, power cable, and remote wire to the matching harness in the Audio Roof.



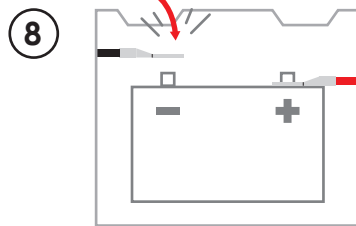
5 Mount the AR-AMP 2CH to the Audio Roof using the (6) H4 screws set aside earlier.



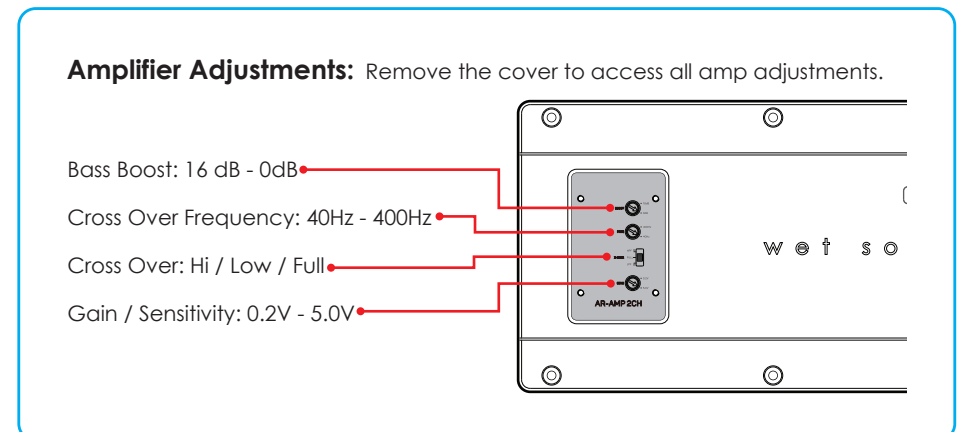
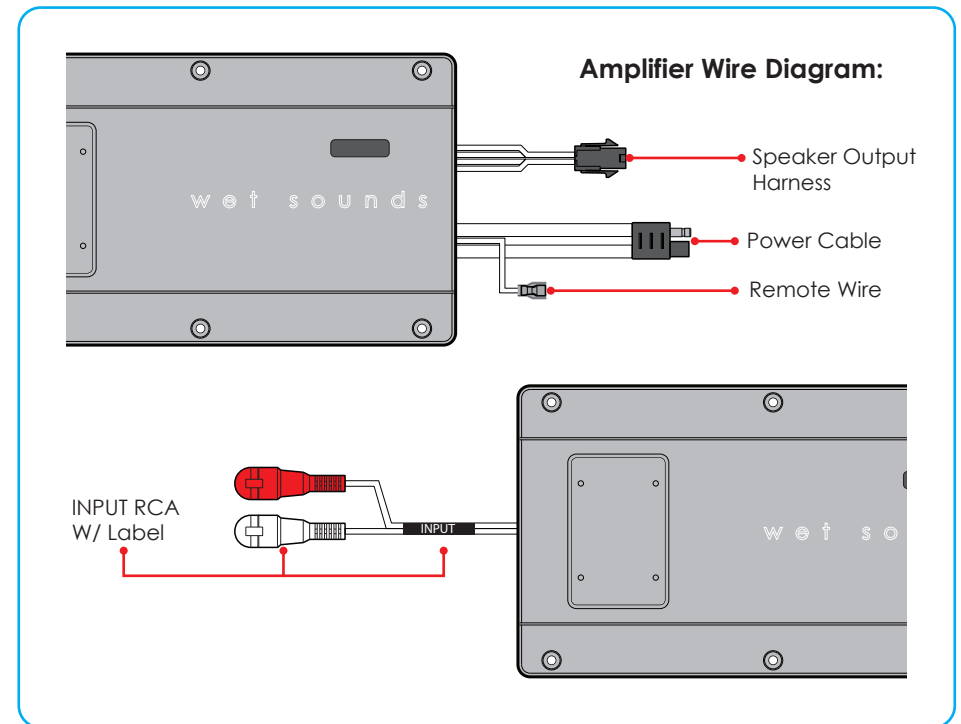
6 Wire the additional speakers and lighting to the 8 Pin DT harness provided.



7 Connect the 8 Pin DT harness to the end of the AR harness located near the vehicle's battery.



8 Fully reconnect the battery after the roof harness has been connected.



Thank you for choosing this Wet Sounds™ product!
 If you have any questions or concerns, please contact a certified Wet Sounds dealer. You may also contact Wet Sounds technical support by dialing 1-877-WET-SPKR (1-877-938-7757).